



Fastenings

Fastenings

D03-D08



D

Numeric index

Fastenings

A

AN support [D04](#)

G

GP base plate [D03](#)

I

IK Hexagon socket head screw, DIN 912 [D06](#)
IKK hexagon socket head screw, DIN 7984 [D07](#)

M

MKD beam clamp [D04](#)

R

RGW reducing bolt [D04](#)
RUS 40 square washer [D08](#)

S

SC tightening clip [D03](#)
SD E fastening strip [D03](#)
SES Hexagon head bolt, DIN 933 [D07](#)
SK clamping claw [D05](#)
SN beam clamp [D05](#)
SSV countersunk head screw [D06](#)

T

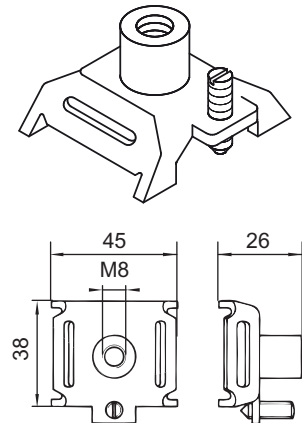
T bracket [D06](#)

Fastenings

GP base plate

For an application example, see the chapter assembly.

| article number | G | kg |
|----------------|---|------|
| F | | |
| GP | | 0,07 |

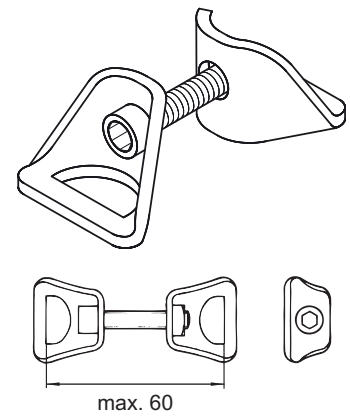


SC tightening clip

For an application example, see the chapter assembly.

| article number | G | kg |
|----------------|---|------|
| F | | |
| SC | | 0,07 |

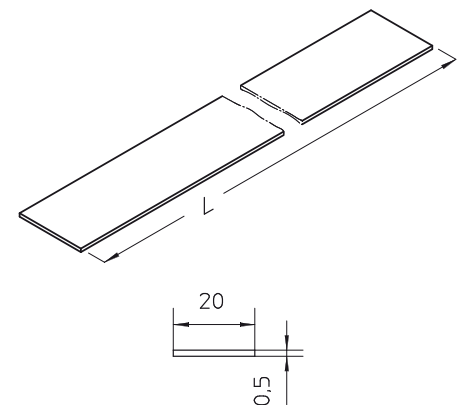
accessories included:
1 x **IK 8x40E** Hexagon socket head screw, DIN 912 (page D06)



SD E fastening strip

For an application example, see the chapter assembly.

| article number | L | P _{zul} | G |
|-----------------|-------|------------------|------|
| | mm | kN | kg |
| E | | | |
| SD E | 1000 | < 2 | 0,08 |
| SD E 50M | 50000 | < 2 | 4,00 |



D

Fastenings

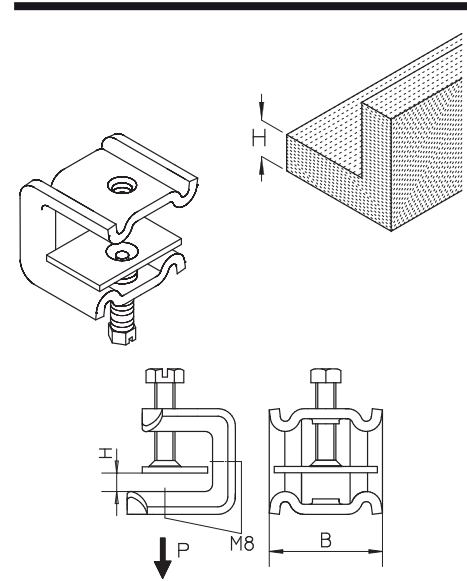
MKD beam clamp

For an application example, see the chapter assembly.

| article number | H mm | B mm | P kN | G kg |
|-----------------|---------|---------|---------|---------|
| F | | | | |
| MKD 21 | 6-21 | 44 | 1,5 | 0,19 |
| MKD 40 | 20-40 | 44 | 1,3 | 0,22 |
| E | | | | |
| MKD 21E | 6-21 | 44 | 1,5 | 0,19 |
| MKD 40E | 20-40 | 44 | 1,3 | 0,22 |
| E4 | | | | |
| MKD 21E4 | 6-21 | 44 | 1,5 | 0,19 |
| MKD 40E4 | 20-40 | 44 | 1,3 | 0,22 |

accessories optional:

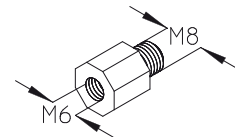
HFEF8EXP 2 wire suspension with threaded end M8 and express closure (catalogue Cable trays)
HFEF8 3 wire suspension with threaded end M8 and universal closure (catalogue Cable trays)



RGW reducing bolt

For an application example, see the chapter assembly.

| article number | G kg |
|-----------------|---------|
| Z | |
| RGW 8/6 | 0,01 |
| E | |
| RGW 8/6E | 0,01 |



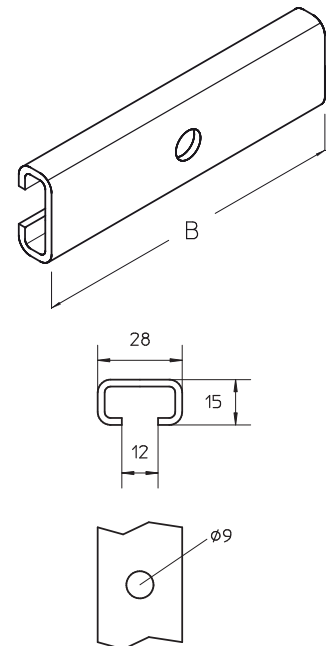
AN support

For an application example, see the chapter assembly.

| article number | B mm | G kg/100 |
|----------------|---------|-------------|
| F | | |
| AN 100F | 100 | 10,00 |

accessories optional:

B Cable clamp for fastening to profile rails (page A08)
HB Cable clamp for fastening to profile rails (page A09)
ACF-E Cable clamp for fastening to C-profiles (page A11)

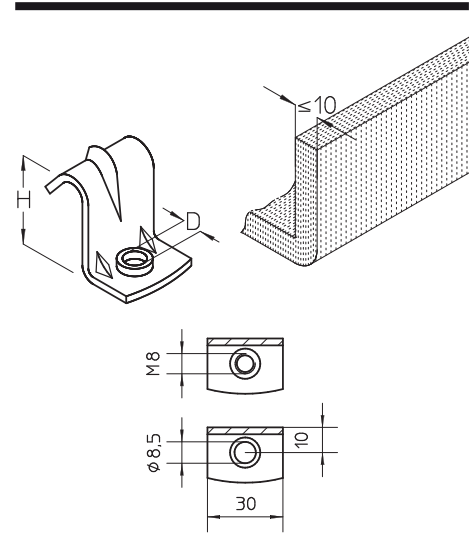


Fastenings

SN beam clamp

For an application example, see the chapter assembly.

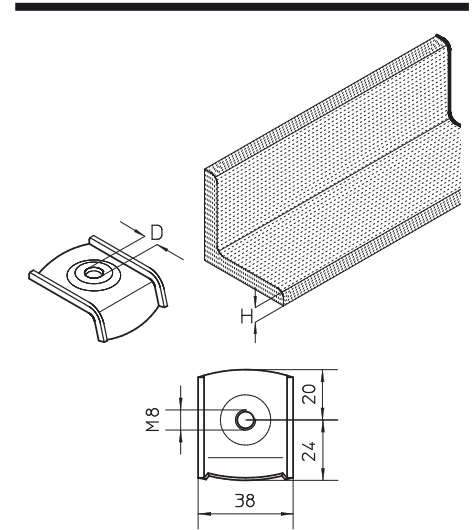
| article number | H mm | D mm | G kg |
|------------------|---------|---------|---------|
| F | | | |
| SN 25 M/G | 25 | M 8 | 0,04 |
| SN 35 M/G | 35 | M 8 | 0,05 |
| SN 25 O/G | 25 | 8,5 | 0,04 |
| SN 35 O/G | 35 | 8,5 | 0,05 |



SK clamping claw

For an application example, see the chapter assembly.

| article number | H mm | D mm | G kg |
|-----------------|---------|---------|---------|
| F | | | |
| SK 4 M8 | 4 | M 8 | 0,04 |
| SK 6 M8 | 6 | M 8 | 0,04 |
| SK 8 M8 | 8 | M 8 | 0,04 |
| SK 10 M8 | 10 | M 8 | 0,04 |
| SK 12 M8 | 12 | M 8 | 0,04 |



D

Fastenings

T bracket

For an application example, see the chapter assembly.

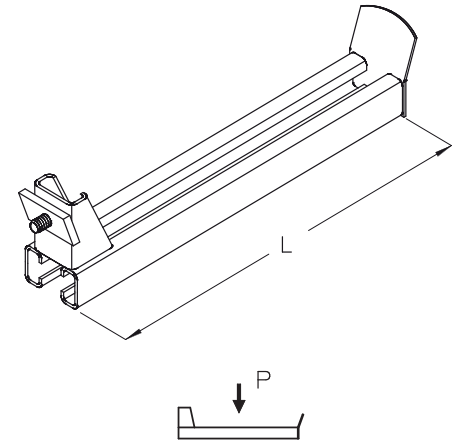
| article number | L mm | P kN | G kg |
|------------------|---------|---------|---------|
| F | | | |
| T 20/AM18 | 200 | 3,0 | 0,50 |
| T 25/AM18 | 250 | 2,4 | 0,58 |
| T 30/AM18 | 300 | 2,0 | 0,66 |
| T 35/AM18 | 350 | 1,7 | 0,74 |
| T 40/AM18 | 400 | 1,5 | 0,84 |
| T 45/AM18 | 450 | 1,4 | 0,93 |
| T 50/AM18 | 500 | 1,2 | 1,00 |
| T 60/AM18 | 600 | 1,0 | 1,18 |

accessories included:

1 x **SES 8x20** Hexagon head bolt, DIN 933 (page D08)
 1 x **AMA18 M8F** channel nut, A7/ A8 (catalogue Cable trays)

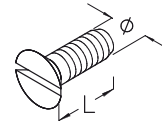
accessories optional:

AC Cable clamp for fastening to C-profiles (page A03)
RU Cable clamp for fastening to round sections (page A17)



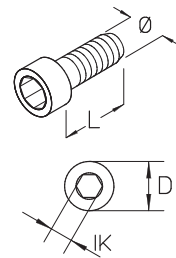
SSV countersunk head screw

| article number | Ø mm | L mm | G kg/100 |
|------------------|---------|---------|-------------|
| Z | | | |
| SSV 6x10 | 6 | 10 | 0,3 |
| SSV 6x25 | 6 | 25 | 0,5 |
| SSV 6x40 | 6 | 40 | 0,8 |
| E | | | |
| SSV 6x10E | 6 | 10 | 0,3 |
| SSV 8x10E | 8 | 10 | 0,5 |



IK Hexagon socket head screw, DIN 912

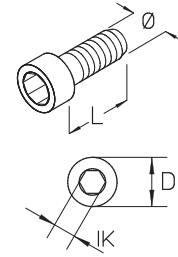
| article number | Ø mm | D mm | L mm | IK mm | G kg/100 |
|------------------|---------|---------|---------|----------|-------------|
| E | | | | | |
| IK 8x10E | 8 | 13,3 | 10 | 6 | 1,0 |
| IK 8x20E | 8 | 13,3 | 20 | 6 | 1,3 |
| IK 8x25E | 8 | 13,3 | 25 | 6 | 1,3 |
| IK 8x30E | 8 | 13,3 | 30 | 6 | 1,7 |
| IK 8x40E | 8 | 13,3 | 40 | 6 | 2,1 |
| IK 8x50E | 8 | 13,3 | 50 | 6 | 2,5 |
| IK 10x20E | 10 | 16,3 | 20 | 8 | 2,3 |
| IK 10x25E | 10 | 16,3 | 25 | 8 | 2,5 |
| IK 10x30E | 10 | 16,3 | 30 | 8 | 2,8 |
| IK 10x40E | 10 | 16,3 | 40 | 8 | 3,3 |
| IK 12x20E | 12 | 18,3 | 20 | 10 | 3,2 |
| IK 12x25E | 12 | 18,3 | 25 | 10 | 3,6 |
| IK 12x30E | 12 | 18,3 | 30 | 10 | 3,9 |
| IK 12x40E | 12 | 18,3 | 40 | 10 | 4,7 |
| IK 12x50E | 12 | 18,3 | 50 | 10 | 5,5 |



Fastenings

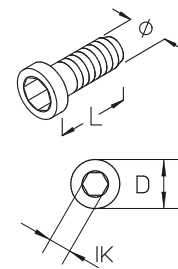
IK Hexagon socket head screw, DIN 912

| article number | Ø mm | D mm | L mm | IK mm | G kg/100 |
|----------------|---------|---------|---------|----------|-------------|
| GV | | | | | |
| IK 6x20 | 6 | 10,2 | 20 | 5 | 0,7 |
| IK 8x20 | 8 | 13,3 | 20 | 6 | 1,3 |
| IK 8x25 | 8 | 13,3 | 25 | 6 | 1,5 |
| IK 8x30 | 8 | 13,3 | 30 | 6 | 1,7 |
| IK 8x40 | 8 | 13,3 | 40 | 6 | 2,1 |
| IK 10x20 | 10 | 16,3 | 20 | 8 | 2,3 |
| IK 10x25 | 10 | 16,3 | 25 | 8 | 2,5 |
| IK 10x30 | 10 | 16,3 | 30 | 8 | 2,8 |
| IK 10x40 | 10 | 16,3 | 40 | 8 | 3,3 |
| IK 12x20 | 12 | 18,3 | 20 | 10 | 3,2 |
| IK 12x25 | 12 | 18,3 | 25 | 10 | 3,6 |
| IK 12x30 | 12 | 18,3 | 30 | 10 | 3,9 |
| IK 12x40 | 12 | 18,3 | 40 | 10 | 4,7 |
| IK 12x50 | 12 | 18,3 | 50 | 10 | 5,5 |



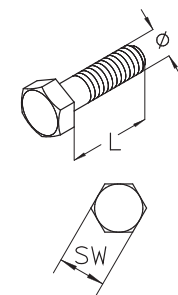
IKK hexagon socket head screw, DIN 7984

| article number | Ø mm | D mm | L mm | IK mm | G kg/100 |
|----------------|---------|---------|---------|----------|-------------|
| E | | | | | |
| IKK 8x10E | 8 | 13 | 10 | 5 | 1,03 |



SES Hexagon head bolt, DIN 933

| article number | Ø mm | L mm | SW mm | G kg/100 |
|----------------|---------|---------|----------|-------------|
| F | | | | |
| SES 8x20F | 8 | 20 | 13 | 1,2 |
| SES 10x20F | 10 | 20 | 17(16) | 2,1 |
| SES 10x25F | 10 | 25 | 17(16) | 2,4 |
| SES 10x30F | 10 | 30 | 17(16) | 2,6 |
| SES 10x55F | 10 | 55 | 17(16) | 3,9 |
| SES 10x75F | 10 | 75 | 17(16) | 4,9 |
| SES 10x90F | 10 | 90 | 17(16) | 5,6 |
| SES 10x100F | 10 | 100 | 17(16) | 6,1 |
| SES 12x20F | 12 | 20 | 19(18) | 3,1 |
| SES 12x30F | 12 | 30 | 19(18) | 3,8 |
| SES 12x40F | 12 | 40 | 19(18) | 4,5 |
| SES 12x50F | 12 | 50 | 19(18) | 5,2 |
| SES 12x70F | 12 | 70 | 19(18) | 6,6 |
| E | | | | |
| SES 6x16E | 6 | 16 | 10 | 0,5 |
| SES 8x16E | 8 | 16 | 13 | 1,1 |
| SES 6x20E | 6 | 20 | 10 | 0,6 |
| SES 8x20E | 8 | 20 | 13 | 1,2 |
| SES 8x25E | 8 | 25 | 13 | 1,4 |
| SES 10x20E | 10 | 20 | 17 | 2,1 |
| SES 10x30E | 10 | 30 | 17 | 2,6 |

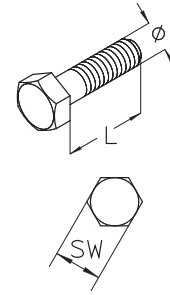


D

Fastenings

SES Hexagon head bolt, DIN 933

| article number | Ø mm | L mm | SW mm | G kg/100 |
|----------------|---------|---------|----------|-------------|
| E4 | | | | |
| SES 8x20E4 | 8 | 20 | 13 | 1,2 |
| SES 10x20E4 | 10 | 20 | 17 | 2,1 |
| SES 10x75E4 | 10 | 75 | 17(16) | 4,9 |
| GV | | | | |
| SES 6x16 | 6 | 16 | 10 | 0,5 |
| SES 6x20 | 6 | 20 | 10 | 0,6 |
| SES 6x25 | 6 | 25 | 10 | 0,7 |
| SES 6x30 | 6 | 30 | 10 | 0,8 |
| SES 8x16 | 8 | 16 | 13 | 1,1 |
| SES 8x20 | 8 | 20 | 13 | 1,2 |
| SES 8x25 | 8 | 25 | 13 | 1,4 |
| SES 8x30 | 8 | 30 | 13 | 1,6 |
| SES 8x40 | 8 | 40 | 13 | 1,9 |
| SES 8x110 | 8 | 110 | 13 | 4,1 |
| SES 10x20 | 10 | 20 | 17(16) | 2,1 |
| SES 10x25 | 10 | 25 | 17(16) | 2,4 |
| SES 10x30 | 10 | 30 | 17(16) | 2,6 |
| SES 10x40 | 10 | 40 | 17(16) | 3,1 |
| SES 10x90 | 10 | 90 | 17(16) | 5,6 |
| SES 10x100 | 10 | 100 | 17(16) | 6,1 |
| SES 12x20 | 12 | 20 | 19(18) | 3,1 |
| SES 12x25 | 12 | 25 | 19(18) | 3,4 |
| SES 12x30 | 12 | 30 | 19(18) | 3,8 |
| SES 12x40 | 12 | 40 | 19(18) | 4,5 |
| SES 12x50 | 12 | 50 | 19(18) | 5,2 |



RUS 40 square washer

| article number | H mm | B mm | D mm | G kg/100 |
|----------------|---------|---------|---------|-------------|
| F | | | | |
| RUS 40-L7F | 40 | 40 | 7 | 1,88 |
| RUS 40-L9F | 40 | 40 | 9 | 1,85 |

