



Vertical ladders

Vertical ladders	E03-E16
Accessories of STU 50	E17-E20
Accessories of ST 81/82	E21-E24



Numeric index

Vertical ladders

B

BGI head plate, profile I80 [E22](#)

BGIQ head plate, profile I80 [E23](#)

BL 4 corner angle, profile U50/ U60/ U100 [E20](#)

BL 7 corner angle [E23](#)

H

HKI support connector [E22](#)

K

KZF cold zinc paint [E23](#)

KZS cold zinc spray [E24](#)

L

LGG 60 vertical ladder [E03](#)

LGV 50 cable ladder coupler, height=50 mm [E17](#)

LGVH 50 cable ladder coupler, height=50 mm [E17](#)

LGVV 50 cable ladder coupler, height=50 mm [E18](#)

LH ladder support [E18](#)

S

ST 81 vertical ladder [E13](#)

ST 82 vertical ladder [E15](#)

STIS rung [E21](#)

STISD rung [E21](#)

STLS rung [E19](#)

STR 50 barrier strip [E17](#)

STU 50 vertical ladder [E04](#)

STU 50-3E vertical ladder [E05](#)

STU 60 vertical ladder [E07](#)

STU 62 vertical ladder [E10](#)

STUS rung [E19](#)

SU 50/36 protection end cap, profile U50 [E17](#)

Vertical ladders

LGG 60 vertical ladder, light duty

This article is also available made in stainless steel finish, material No. 1.4571 / 1.4404 (V4A).
For an application example, see the chapter assembly.



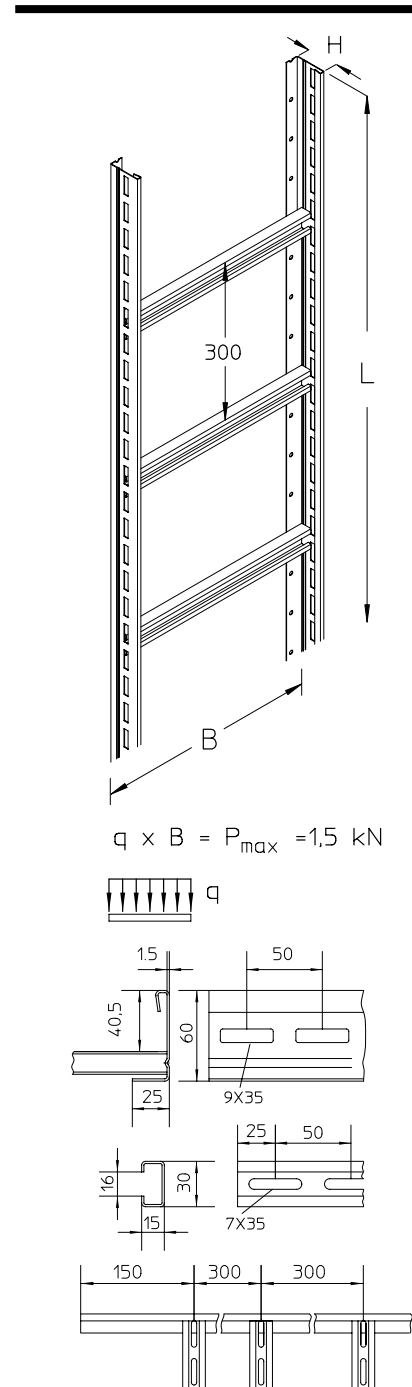
article number	H mm	B mm	L mm	A cm ²	Q _{LK} kN/m	P _{max} kN	G kg
S							
LGG 60-20-3S	60	200	3000	81	0,23	1,5	7,92
LGG 60-30-3S	60	300	3000	122	0,34	1,5	8,61
LGG 60-40-3S	60	400	3000	162	0,45	1,5	9,30
LGG 60-50-3S	60	500	3000	203	0,57	1,5	9,98
LGG 60-60-3S	60	600	3000	243	0,68	1,5	10,67
LGG 60-20S	60	200	6000	81	0,23	1,5	15,84
LGG 60-30S	60	300	6000	122	0,34	1,5	17,22
LGG 60-40S	60	400	6000	162	0,45	1,5	18,59
LGG 60-50S	60	500	6000	203	0,57	1,5	19,96
LGG 60-60S	60	600	6000	243	0,68	1,5	21,34

F							
LGG 60-20-3F	60	200	3000	81	0,23	1,5	8,48
LGG 60-30-3F	60	300	3000	122	0,34	1,5	9,21
LGG 60-40-3F	60	400	3000	162	0,45	1,5	9,95
LGG 60-50-3F	60	500	3000	203	0,57	1,5	10,68
LGG 60-60-3F	60	600	3000	243	0,68	1,5	11,42
LGG 60-20F	60	200	6000	81	0,23	1,5	16,95
LGG 60-30F	60	300	6000	122	0,34	1,5	18,42
LGG 60-40F	60	400	6000	162	0,45	1,5	19,89
LGG 60-50F	60	500	6000	203	0,57	1,5	21,36
LGG 60-60F	60	600	6000	243	0,68	1,5	22,83

E							
LGG 60-20-3E	60	200	3000	81	0,23	1,5	7,97
LGG 60-30-3E	60	300	3000	122	0,34	1,5	8,66
LGG 60-40-3E	60	400	3000	162	0,45	1,5	9,35
LGG 60-50-3E	60	500	3000	203	0,57	1,5	10,05
LGG 60-60-3E	60	600	3000	243	0,68	1,5	10,74
LGG 60-20E	60	200	6000	81	0,23	1,5	15,95
LGG 60-30E	60	300	6000	122	0,34	1,5	17,33
LGG 60-40E	60	400	6000	162	0,45	1,5	18,71
LGG 60-50E	60	500	6000	203	0,57	1,5	20,09
LGG 60-60E	60	600	6000	243	0,68	1,5	21,47

accessories optional:

H	cable clamp for fastening to C-profiles	(catalogue cable clamps)
LGV 60	cable ladder coupler, height=60 mm	(page C15)
LGVV 60	cable ladder coupler, height=60 mm	(page C16)
LGVB 60	cable ladder coupler, height=60 mm	(page C15)
SL 60	protection end cap	(page C20)
LH	ladder support	(page E18)
BL 4	corner angle, profile U50/ U60/ U100	(page E20, F35)



Vertical ladders

STU 50 vertical ladder, medium building class / medium-duty

For an application example, see the chapter assembly.

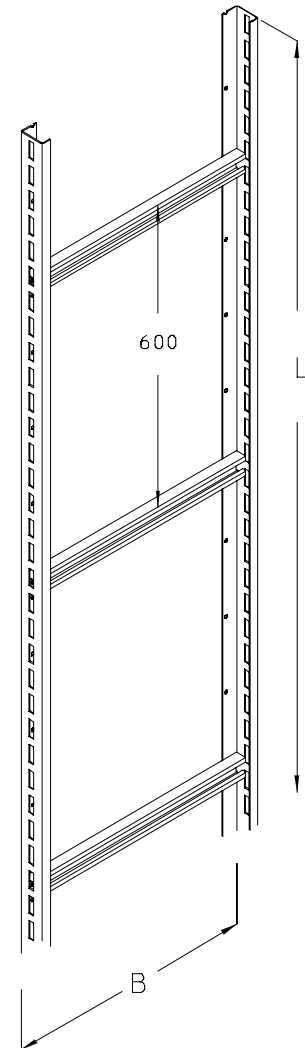


article number	B mm	L mm	P _{max} kN	G kg
S				
STU 50-02-3S	210	3000	2,0	9,75
STU 50-03-3S	300	3000	2,0	10,35
STU 50-04-3S	400	3000	2,0	10,90
STU 50-05-3S	500	3000	2,0	11,50
STU 50-06-3S	600	3000	2,0	12,05
STU 50-07-3S	700	3000	2,0	12,65
STU 50-08-3S	800	3000	2,0	13,25
STU 50-02S	210	6000	2,0	19,50
STU 50-03S	300	6000	2,0	20,70
STU 50-04S	400	6000	2,0	21,80
STU 50-05S	500	6000	2,0	23,00
STU 50-06S	600	6000	2,0	24,10
STU 50-07S	700	6000	2,0	25,30
STU 50-08S	800	6000	2,0	26,50

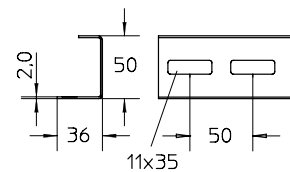
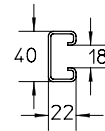
F				
STU 50-02-3F	210	3000	2,0	10,50
STU 50-03-3F	300	3000	2,0	11,05
STU 50-04-3F	400	3000	2,0	11,65
STU 50-05-3F	500	3000	2,0	12,30
STU 50-06-3F	600	3000	2,0	12,90
STU 50-07-3F	700	3000	2,0	13,55
STU 50-08-3F	800	3000	2,0	14,15
STU 50-02F	210	6000	2,0	21,00
STU 50-03F	300	6000	2,0	22,10
STU 50-04F	400	6000	2,0	23,30
STU 50-05F	500	6000	2,0	24,60
STU 50-06F	600	6000	2,0	25,80
STU 50-07F	700	6000	2,0	27,10
STU 50-08F	800	6000	2,0	28,30

accessories optional:

STR 50	barrier strip	(page E17)
AC	cable clamp for fastening to C-profiles	(catalogue cable clamps)
STLS	rung	(page E19)
LGV 50	cable ladder coupler, height=50 mm	(page E17)
LGVH 50	cable ladder coupler, height=50 mm	(page E17)
LGVV 50	cable ladder coupler, height=50 mm	(page E18)
SU 50/36	protection end cap, profile U50	(page E17)
LH	ladder support	(page E18)
BL 4	corner angle, profile U50/ U60/ U100	(page E20, F35)



$$q \times B = P_{\max} = 2,0 \text{ kN}$$



Vertical ladders

STU 50-3E vertical ladder, medium building class / medium-duty

Beams and rungs are delivered not mounted including screws and nuts. This article is also available made in stainless steel finish, material No. 1.4571 / 1.4404 (V4A).



article number	B mm	L mm	G kg
E			
STU 50-02-3E	210	3000	10,40

accessories included:

5 x STUS 02E	rung	(page E19)
10 x FRSV 8x16E	round-head screw with short square	(page G35)
10 x US 8x17E	square washer, DIN 125	(page G40)
10 x SES 8x16E	hexagon head bolt, DIN 933	(page G38)
20 x SEM 8E	hexagon-nut, DIN 934	(page G41)

article number	B mm	L mm	G kg
E			
STU 50-03-3E	300	3000	10,90

accessories included:

5 x STUS 03E	rung	(page E19)
10 x FRSV 8x16E	round-head screw with short square	(page G35)
10 x US 8x17E	square washer, DIN 125	(page G40)
10 x SES 8x16E	hexagon head bolt, DIN 933	(page G38)
20 x SEM 8E	hexagon-nut, DIN 934	(page G41)

article number	B mm	L mm	G kg
E			
STU 50-04-3E	400	3000	11,40

accessories included:

5 x STUS 04E	rung	(page E19)
10 x FRSV 8x16E	round-head screw with short square	(page G35)
10 x US 8x17E	square washer, DIN 125	(page G40)
10 x SES 8x16E	hexagon head bolt, DIN 933	(page G38)
20 x SEM 8E	hexagon-nut, DIN 934	(page G41)

article number	B mm	L mm	G kg
E			
STU 50-05-3E	500	3000	11,90

accessories included:

5 x STUS 05E	rung	(page E19)
10 x FRSV 8x16E	round-head screw with short square	(page G35)
10 x US 8x17E	square washer, DIN 125	(page G40)
10 x SES 8x16E	hexagon head bolt, DIN 933	(page G38)
20 x SEM 8E	hexagon-nut, DIN 934	(page G41)

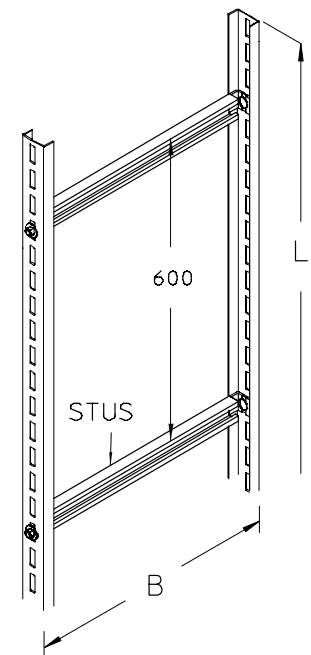
article number	B mm	L mm	G kg
E			
STU 50-06-3E	600	3000	12,40

accessories included:

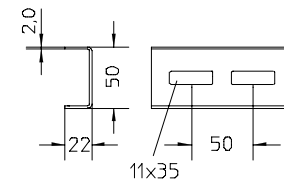
5 x STUS 06E	rung	(page E19)
10 x FRSV 8x16E	round-head screw with short square	(page G35)
10 x US 8x17E	square washer, DIN 125	(page G40)
10 x SES 8x16E	hexagon head bolt, DIN 933	(page G38)
20 x SEM 8E	hexagon-nut, DIN 934	(page G41)

accessories optional:

AC	cable clamp for fastening to C-profiles	(catalogue cable clamps)
STUS	rung	(page E19)
LGV 50	cable ladder coupler, height=50 mm	(page E17)
LGVB 50	cable ladder coupler, height=50 mm	(page E17)
LGVB 50	cable ladder coupler, height=50 mm	(page E18)
LH	ladder support	(page E18)
BL 4	corner angle, profile U50/ U60/ U100	(page E20, F35)



$$q \times B = P_{max} = 2,0 \text{ kN}$$



Vertical ladders

STU 50-3E vertical ladder, medium building class / medium-duty

Beams and rungs are delivered not mounted including screws and nuts. This article is also available made in stainless steel finish, material No. 1.4571 / 1.4404 (V4A).



article number	B mm	L mm	G kg
E			
STU 50-07-3E	700	3000	12,90

accessories included:

5 x STUS 07E	rung	(page E19)
10 x FRSV 8x16E	round-head screw with short square	(page G35)
10 x US 8x17E	square washer, DIN 125	(page G40)
10 x SES 8x16E	hexagon head bolt, DIN 933	(page G38)
20 x SEM 8E	hexagon-nut, DIN 934	(page G41)

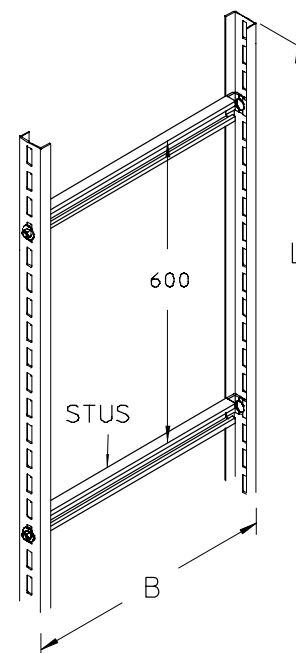
article number	B mm	L mm	G kg
E			
STU 50-08-3E	800	3000	13,50

accessories included:

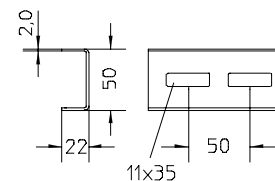
5 x STUS 08E	rung	(page E19)
10 x FRSV 8x16E	round-head screw with short square	(page G35)
10 x US 8x17E	square washer, DIN 125	(page G40)
10 x SES 8x16E	hexagon head bolt, DIN 933	(page G38)
20 x SEM 8E	hexagon-nut, DIN 934	(page G41)

accessories optional:

AC	cable clamp for fastening to C-profiles	(catalogue cable clamps)
STUS	rung	(page E19)
LGV 50	cable ladder coupler, height=50 mm	(page E17)
LGVH 50	cable ladder coupler, height=50 mm	(page E17)
LGVV 50	cable ladder coupler, height=50 mm	(page E18)
LH	ladder support	(page E18)
BL 4	corner angle, profile U50/ U60/ U100	(page E20, F35)



$$q \times B = P_{\max} = 2,0 \text{ kN}$$



Vertical ladders

STU 60 vertical ladder, heavy building class / heavy-duty

Beams and rungs are delivered not mounted including screws and nuts.
For an application example, see the chapter assembly.

article number	B mm	L mm	P _{max} kN	G kg
F				
STU 60-02-3F	200	3000	2,0	21,25
STU 60-02F	200	6000	2,0	49,00

accessories included:

2 x KHU 60-60F	bracket support, profile U60	(page F26)
10 x KHA 8-02F	C-rail, perforated, 40x22 mm	(page F60)
20 x IK 10x20E	hexagon socket head screw, DIN 912	(page G37)
40 x US 10x21E	square washer, DIN 125	(page G40)
20 x SEM 10E	hexagon-nut, DIN 934	(page G41)

article number	B mm	L mm	P _{max} kN	G kg
F				
STU 60-03-3F	300	3000	2,0	22,07
STU 60-03F	300	6000	2,0	52,20

accessories included:

2 x KHU 60-60F	bracket support, profile U60	(page F26)
10 x KHA 8-03F	C-rail, perforated, 40x22 mm	(page F60)
20 x IK 10x20E	hexagon socket head screw, DIN 912	(page G37)
40 x US 10x21E	square washer, DIN 125	(page G40)
20 x SEM 10E	hexagon-nut, DIN 934	(page G41)

article number	B mm	L mm	P _{max} kN	G kg
F				
STU 60-04-3F	400	3000	2,0	22,77
STU 60-04F	400	6000	2,0	55,20

accessories included:

2 x KHU 60-60F	bracket support, profile U60	(page F26)
10 x KHA 8-04F	C-rail, perforated, 40x22 mm	(page F60)
20 x IK 10x20E	hexagon socket head screw, DIN 912	(page G37)
40 x US 10x21E	square washer, DIN 125	(page G40)
20 x SEM 10E	hexagon-nut, DIN 934	(page G41)

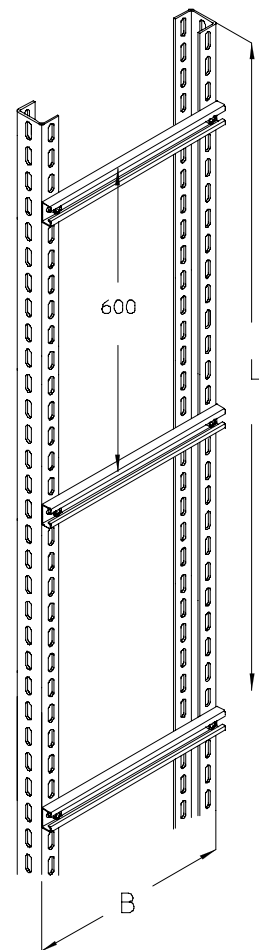
article number	B mm	L mm	P _{max} kN	G kg
F				
STU 60-05-3F	500	3000	2,0	23,57
STU 60-05F	500	6000	2,0	57,60

accessories included:

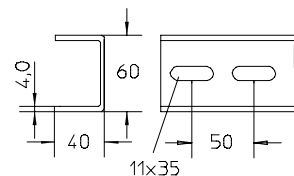
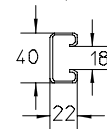
2 x KHU 60-60F	bracket support, profile U60	(page F26)
10 x KHA 8-05F	C-rail, perforated, 40x22 mm	(page F60)
20 x IK 10x20E	hexagon socket head screw, DIN 912	(page G37)
40 x US 10x21E	square washer, DIN 125	(page G40)
20 x SEM 10E	hexagon-nut, DIN 934	(page G41)

accessories optional:

SU 60	protection end cap, profile U60	(page F37)
KHUV 60	coupler, profile U60	(page F33)
BL 4	corner angle, profile U50/ U60/ U100	(page E20, F35)
KHA 8	C-rail, perforated, 40x22 mm	(page F60)
BGU 60	head plate, profile U60	(page F29)
AC	cable clamp for fastening to C-profiles	(catalogue cable clamps)



$$q \times B = P_{\max} = 2,0 \text{ kN}$$



Vertical ladders

STU 60 vertical ladder, heavy building class / heavy-duty

Beams and rungs are delivered not mounted including screws and nuts.
For an application example, see the chapter assembly.



article number	B mm	L mm	P _{max} kN	G kg
F				
STU 60-06-3F	600	3000	2,0	24,27
STU 60-06F	600	6000	2,0	60,80

accessories included:

2 x KHU 60-60F	bracket support, profile U60	(page F26)
10 x KHA 8-06F	C-rail, perforated, 40x22 mm	(page F60)
20 x IK 10x20E	hexagon socket head screw, DIN 912	(page G37)
40 x US 10x21E	square washer, DIN 125	(page G40)
20 x SEM 10E	hexagon-nut, DIN 934	(page G41)

article number	B mm	L mm	P _{max} kN	G kg
F				
STU 60-07-3F	700	3000	2,0	25,07
STU 60-07F	700	6000	2,0	63,80

accessories included:

2 x KHU 60-60F	bracket support, profile U60	(page F26)
10 x KHA 8-07F	C-rail, perforated, 40x22 mm	(page F60)
20 x IK 10x20E	hexagon socket head screw, DIN 912	(page G37)
40 x US 10x21E	square washer, DIN 125	(page G40)
20 x SEM 10E	hexagon-nut, DIN 934	(page G41)

article number	B mm	L mm	P _{max} kN	G kg
F				
STU 60-08-3F	800	3000	2,0	25,77
STU 60-08F	800	6000	2,0	66,80

accessories included:

2 x KHU 60-60F	bracket support, profile U60	(page F26)
10 x KHA 8-08F	C-rail, perforated, 40x22 mm	(page F60)
20 x IK 10x20E	hexagon socket head screw, DIN 912	(page G37)
40 x US 10x21E	square washer, DIN 125	(page G40)
20 x SEM 10E	hexagon-nut, DIN 934	(page G41)

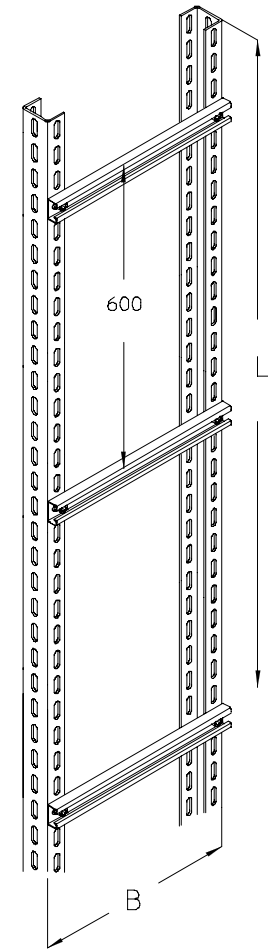
article number	B mm	L mm	P _{max} kN	G kg
F				
STU 60-09-3F	900	3000	2,0	26,32
STU 60-09F	900	6000	2,0	70,00

accessories included:

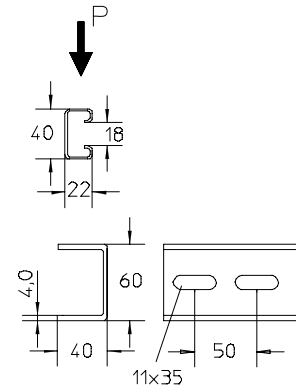
2 x KHU 60-60F	bracket support, profile U60	(page F26)
10 x KHA 8-09F	C-rail, perforated, 40x22 mm	(page F60)
20 x IK 10x20E	hexagon socket head screw, DIN 912	(page G37)
40 x US 10x21E	square washer, DIN 125	(page G40)
20 x SEM 10E	hexagon-nut, DIN 934	(page G41)

accessories optional:

SU 60	protection end cap, profile U60	(page F37)
KHUV 60	coupler, profile U60	(page F33)
BL 4	corner angle, profile U50/ U60/ U100	(page E20, F35)
KHA 8	C-rail, perforated, 40x22 mm	(page F60)
BGU 60	head plate, profile U60	(page F29)
AC	cable clamp for fastening to C-profiles	(catalogue cable clamps)



$$q \times B = P_{\max} = 2,0 \text{ kN}$$



Vertical ladders

STU 60 vertical ladder, heavy building class / heavy-duty

Beams and rungs are delivered not mounted including screws and nuts.
For an application example, see the chapter assembly.



article number	B mm	L mm	P _{max} kN	G kg
F				
STU 60-10-3F	1000	3000	2,0	27,42
STU 60-10F	1000	6000	2,0	73,00

accessories included:

2 x KHU 60-60F	bracket support, profile U60	(page F26)
10 x KHA 8-10F	C-rail, perforated, 40x22 mm	(page F60)
20 x IK 10x20E	hexagon socket head screw, DIN 912	(page G37)
40 x US 10x21E	square washer, DIN 125	(page G40)
20 x SEM 10E	hexagon-nut, DIN 934	(page G41)

article number	B mm	L mm	P _{max} kN	G kg
F				
STU 60-11-3F	1100	3000	2,0	28,22
STU 60-11F	1100	6000	2,0	76,00

accessories included:

2 x KHU 60-60F	bracket support, profile U60	(page F26)
10 x KHA 8-11F	C-rail, perforated, 40x22 mm	(page F60)
20 x IK 10x20E	hexagon socket head screw, DIN 912	(page G37)
40 x US 10x21E	square washer, DIN 125	(page G40)
20 x SEM 10E	hexagon-nut, DIN 934	(page G41)

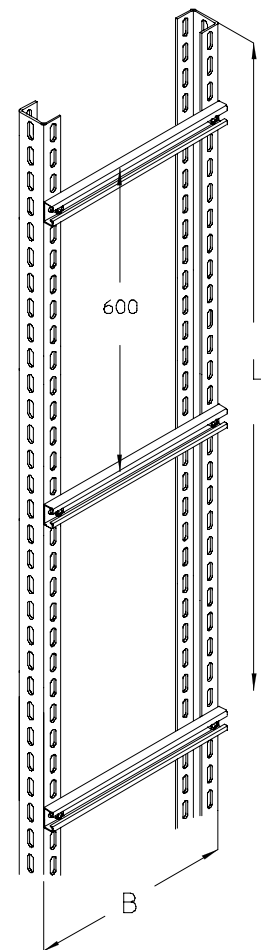
article number	B mm	L mm	P _{max} kN	G kg
F				
STU 60-12-3F	1200	3000	2,0	29,20
STU 60-12F	1200	6000	2,0	79,20

accessories included:

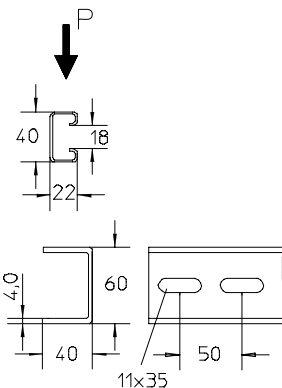
2 x KHU 60-60F	bracket support, profile U60	(page F26)
10 x KHA 8-12F	C-rail, perforated, 40x22 mm	(page F60)
20 x IK 10x20E	hexagon socket head screw, DIN 912	(page G37)
40 x US 10x21E	square washer, DIN 125	(page G40)
20 x SEM 10E	hexagon-nut, DIN 934	(page G41)

accessories optional:

SU 60	protection end cap, profile U60	(page F37)
KHUV 60	coupler, profile U60	(page F33)
BL 4	corner angle, profile U50/ U60/ U100	(page E20, F35)
KHA 8	C-rail, perforated, 40x22 mm	(page F60)
BGU 60	head plate, profile U60	(page F29)
AC	cable clamp for fastening to C-profiles	(catalogue cable clamps)



$$q \times B = P_{\max} = 2,0 \text{ kN}$$



Vertical ladders

STU 62 vertical ladder, heavy building class / heavy-duty

Beams and rungs are delivered not mounted including screws and nuts.
For an application example, see the chapter assembly.



article number	B mm	L mm	G kg
F			
STU 62-02F	200	6000	49,00

accessories included:

2 x KHU 60-60F	bracket support, profile U60	(page F26)
20 x KHA 8-02F	C-rail, perforated, 40x22 mm	(page F60)
40 x IK 10x20E	hexagon socket head screw, DIN 912	(page G37)
80 x US 10x21E	square washer, DIN 125	(page G40)
40 x SEM 10E	hexagon-nut, DIN 934	(page G41)

article number	B mm	L mm	G kg
F			
STU 62-03F	300	6000	52,20

accessories included:

2 x KHU 60-60F	bracket support, profile U60	(page F26)
20 x KHA 8-03F	C-rail, perforated, 40x22 mm	(page F60)
40 x IK 10x20E	hexagon socket head screw, DIN 912	(page G37)
80 x US 10x21E	square washer, DIN 125	(page G40)
40 x SEM 10E	hexagon-nut, DIN 934	(page G41)

article number	B mm	L mm	G kg
F			
STU 62-04F	400	6000	55,20

accessories included:

2 x KHU 60-60F	bracket support, profile U60	(page F26)
20 x KHA 8-04F	C-rail, perforated, 40x22 mm	(page F60)
40 x IK 10x20E	hexagon socket head screw, DIN 912	(page G37)
80 x US 10x21E	square washer, DIN 125	(page G40)
40 x SEM 10E	hexagon-nut, DIN 934	(page G41)

article number	B mm	L mm	G kg
F			
STU 62-05F	500	6000	57,60

accessories included:

2 x KHU 60-60F	bracket support, profile U60	(page F26)
20 x KHA 8-05F	C-rail, perforated, 40x22 mm	(page F60)
40 x IK 10x20E	hexagon socket head screw, DIN 912	(page G37)
80 x US 10x21E	square washer, DIN 125	(page G40)
40 x SEM 10E	hexagon-nut, DIN 934	(page G41)

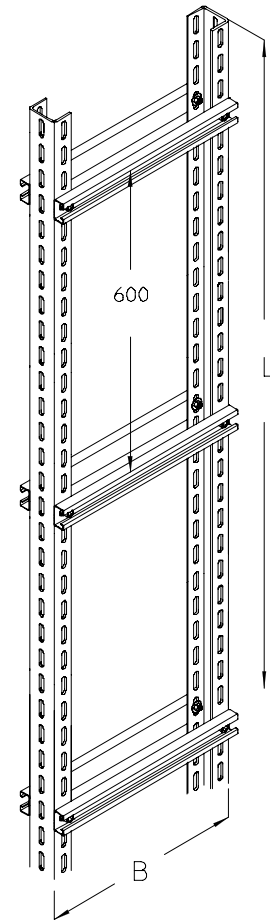
article number	B mm	L mm	G kg
F			
STU 62-06F	600	6000	60,80

accessories included:

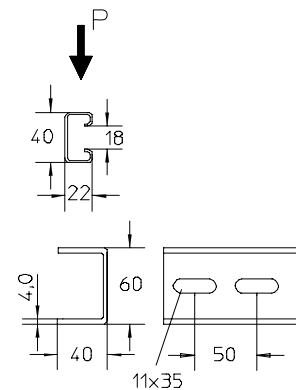
2 x KHU 60-60F	bracket support, profile U60	(page F26)
20 x KHA 8-06F	C-rail, perforated, 40x22 mm	(page F60)
40 x IK 10x20E	hexagon socket head screw, DIN 912	(page G37)
80 x US 10x21E	square washer, DIN 125	(page G40)
40 x SEM 10E	hexagon-nut, DIN 934	(page G41)

accessories optional:

KHUV 60	coupler, profile U60	(page F33)
BL 4	corner angle, profile U50/ U60/ U100	(page E20, F35)
KHA 8	C-rail, perforated, 40x22 mm	(page F60)
BGU 60	head plate, profile U60	(page F29)
AC	cable clamp for fastening to C-profiles	(catalogue cable clamps)



$$q \times B = P_{\max} = 2,0 \text{ kN}$$



Vertical ladders

STU 62 vertical ladder, heavy building class / heavy-duty

Beams and rungs are delivered not mounted including screws and nuts.
For an application example, see the chapter assembly.



article number	B mm	L mm	G kg
F			
STU 62-07F	700	6000	63,80

accessories included:

2 x KHU 60-60F	bracket support, profile U60	(page F26)
20 x KHA 8-07F	C-rail, perforated, 40x22 mm	(page F60)
40 x IK 10x20E	hexagon socket head screw, DIN 912	(page G37)
80 x US 10x21E	square washer, DIN 125	(page G40)
40 x SEM 10E	hexagon-nut, DIN 934	(page G41)

article number	B mm	L mm	G kg
F			
STU 62-08F	800	6000	66,80

accessories included:

2 x KHU 60-60F	bracket support, profile U60	(page F26)
20 x KHA 8-08F	C-rail, perforated, 40x22 mm	(page F60)
40 x IK 10x20E	hexagon socket head screw, DIN 912	(page G37)
80 x US 10x21E	square washer, DIN 125	(page G40)
40 x SEM 10E	hexagon-nut, DIN 934	(page G41)

article number	B mm	L mm	G kg
F			
STU 62-09F	900	6000	70,00

accessories included:

2 x KHU 60-60F	bracket support, profile U60	(page F26)
20 x KHA 8-09F	C-rail, perforated, 40x22 mm	(page F60)
40 x IK 10x20E	hexagon socket head screw, DIN 912	(page G37)
80 x US 10x21E	square washer, DIN 125	(page G40)
40 x SEM 10E	hexagon-nut, DIN 934	(page G41)

article number	B mm	L mm	G kg
F			
STU 62-10F	1000	6000	73,00

accessories included:

2 x KHU 60-60F	bracket support, profile U60	(page F26)
20 x KHA 8-10F	C-rail, perforated, 40x22 mm	(page F60)
40 x IK 10x20E	hexagon socket head screw, DIN 912	(page G37)
80 x US 10x21E	square washer, DIN 125	(page G40)
40 x SEM 10E	hexagon-nut, DIN 934	(page G41)

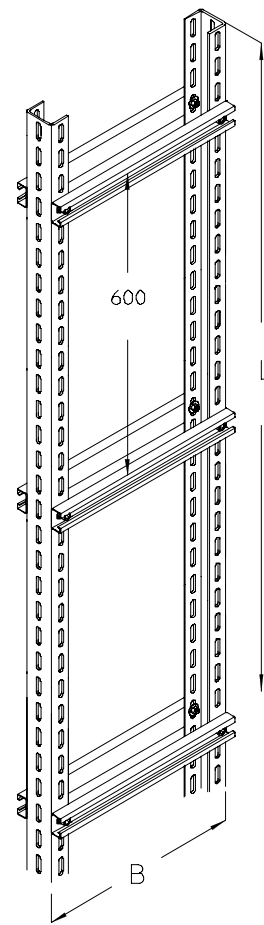
article number	B mm	L mm	G kg
F			
STU 62-11F	1100	6000	76,00

accessories included:

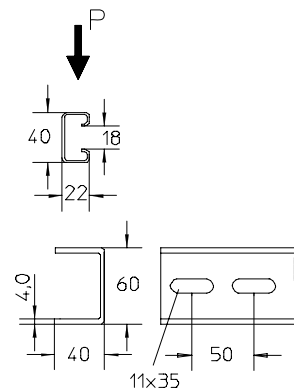
2 x KHU 60-60F	bracket support, profile U60	(page F26)
20 x KHA 8-11F	C-rail, perforated, 40x22 mm	(page F60)
40 x IK 10x20E	hexagon socket head screw, DIN 912	(page G37)
80 x US 10x21E	square washer, DIN 125	(page G40)
40 x SEM 10E	hexagon-nut, DIN 934	(page G41)

accessories optional:

KHUV 60	coupler, profile U60	(page F33)
BL 4	corner angle, profile U50/ U60/ U100	(page E20, F35)
KHA 8	C-rail, perforated, 40x22 mm	(page F60)
BGU 60	head plate, profile U60	(page F29)
AC	cable clamp for fastening to C-profiles	(catalogue cable clamps)



$$q \times B = P_{\max} = 2,0 \text{ kN}$$



Vertical ladders

STU 62 vertical ladder, heavy building class / heavy-duty

Beams and rungs are delivered not mounted including screws and nuts.
For an application example, see the chapter assembly.



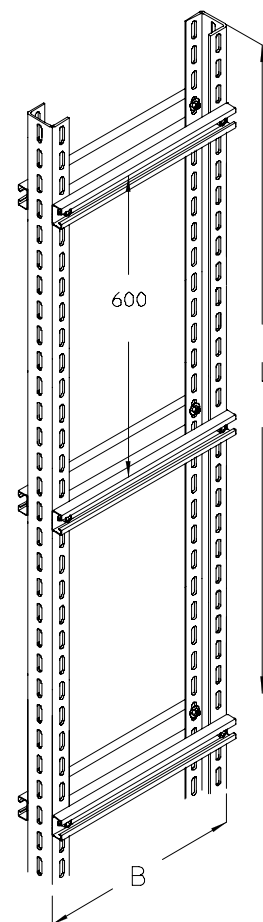
article number	B mm	L mm	G kg
F			
STU 62-12F	1200	6000	79,20

accessories included:

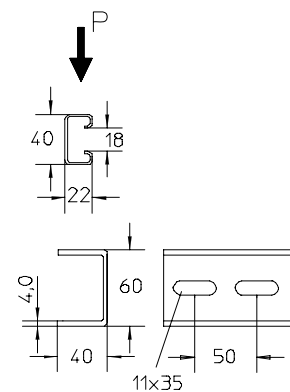
2 x KHU 60-60F	bracket support, profile U60	(page F26)
20 x KHA 8-12F	C-rail, perforated, 40x22 mm	(page F60)
40 x IK 10x20E	hexagon socket head screw, DIN 912	(page G37)
80 x US 10x21E	square washer, DIN 125	(page G40)
40 x SEM 10E	hexagon-nut, DIN 934	(page G41)

accessories optional:

KHUV 60	coupler, profile U60	(page F33)
BL 4	corner angle, profile U50/ U60/ U100	(page E20, F35)
KHA 8	C-rail, perforated, 40x22 mm	(page F60)
BGU 60	head plate, profile U60	(page F29)
AC	cable clamp for fastening to C-profiles	(catalogue cable clamps)



$$q \times B = P_{\max} = 2,0 \text{ kN}$$



Vertical ladders

ST 81 vertical ladder, heavy building class / heavy-duty

Beams and rungs are delivered not mounted including screws and nuts. External dimension = B + 42 mm
For an application example, see the chapter assembly.



article number	B mm	L mm	P_{max} kN	G kg
F				
ST 81-02F	200	6000	2,5	82,50

accessories included:
10 x **STIS 02F** rung (page E21)
2 x **KHI 60F** bracket support, type KT (page F39)

article number	B mm	L mm	P_{max} kN	G kg
F				
ST 81-03F	300	6000	2,5	84,00

accessories included:
10 x **STIS 03F** rung (page E21)
2 x **KHI 60F** bracket support, type KT (page F39)

article number	B mm	L mm	P_{max} kN	G kg
F				
ST 81-04F	400	6000	2,5	85,50

accessories included:
10 x **STIS 04F** rung (page E21)
2 x **KHI 60F** bracket support, type KT (page F39)

article number	B mm	L mm	P_{max} kN	G kg
F				
ST 81-05F	500	6000	2,5	87,00

accessories included:
10 x **STIS 05F** rung (page E21)
2 x **KHI 60F** bracket support, type KT (page F39)

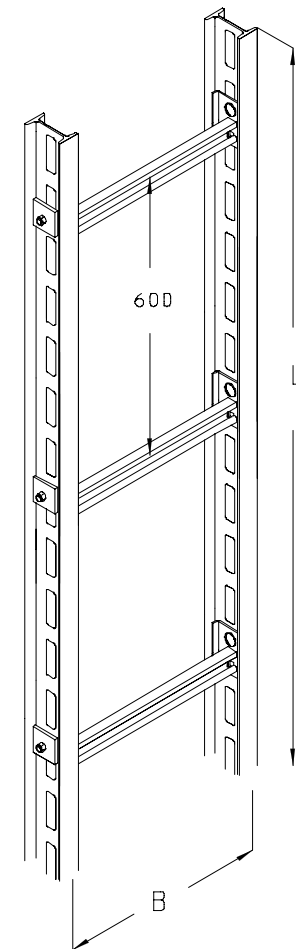
article number	B mm	L mm	P_{max} kN	G kg
F				
ST 81-06F	600	6000	2,5	88,50

accessories included:
10 x **STIS 06F** rung (page E21)
2 x **KHI 60F** bracket support, type KT (page F39)

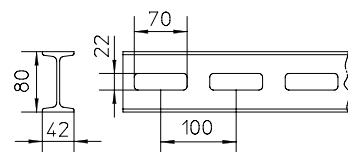
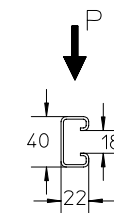
article number	B mm	L mm	P_{max} kN	G kg
F				
ST 81-07F	700	6000	2,5	90,00

accessories included:
10 x **STIS 07F** rung (page E21)
2 x **KHI 60F** bracket support, type KT (page F39)

accessories optional:
STIS rung (page E21)
SI protection end cap, yellow (page F46)
HKI support connector (page E22, F43)
BGI head plate, profile I80 (page E22, F41)
BGIQ head plate, profile I80 (page E23, F42)
BL 7 corner angle (page E23, F45)
AC cable clamp for fastening to C-profiles (catalogue cable clamps)



$$q \times B = P_{max} = 2,5 \text{ kN}$$



Vertical ladders

ST 81 vertical ladder, heavy building class / heavy-duty

Beams and rungs are delivered not mounted including screws and nuts. External dimension = B + 42 mm
For an application example, see the chapter assembly.



article number	B mm	L mm	P _{max} kN	G kg
F				
ST 81-08F	800	6000	2,5	91,50

accessories included:
10 x **STIS 08F** rung (page E21)
2 x **KHI 60F** bracket support, type KT (page F39)

article number	B mm	L mm	P _{max} kN	G kg
F				
ST 81-09F	900	6000	2,5	93,00

accessories included:
10 x **STIS 09F** rung (page E21)
2 x **KHI 60F** bracket support, type KT (page F39)

article number	B mm	L mm	P _{max} kN	G kg
F				
ST 81-10F	1000	6000	2,5	94,50

accessories included:
10 x **STIS 10F** rung (page E21)
2 x **KHI 60F** bracket support, type KT (page F39)

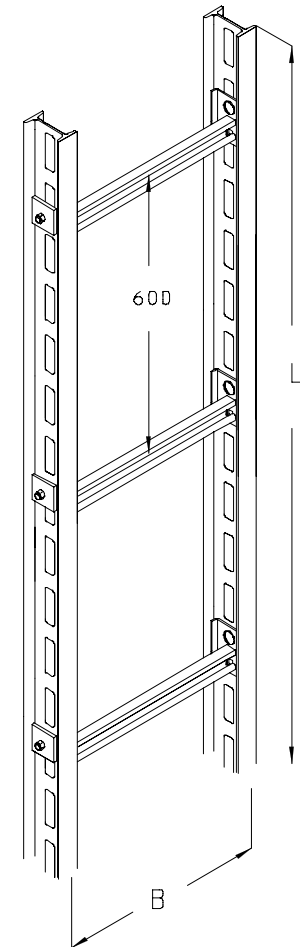
article number	B mm	L mm	P _{max} kN	G kg
F				
ST 81-11F	1100	6000	2,5	96,00

accessories included:
10 x **STIS 11F** rung (page E21)
2 x **KHI 60F** bracket support, type KT (page F39)

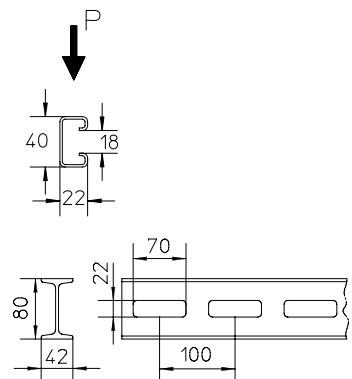
article number	B mm	L mm	P _{max} kN	G kg
F				
ST 81-12F	1200	6000	2,5	97,50

accessories included:
10 x **STIS 12F** rung (page E21)
2 x **KHI 60F** bracket support, type KT (page F39)

accessories optional:
STIS rung (page E21)
SI protection end cap, yellow (page F46)
HKI support connector (page E22, F43)
BGI head plate, profile I80 (page E22, F41)
BGIQ head plate, profile I80 (page E23, F42)
BL 7 corner angle (page E23, F45)
AC cable clamp for fastening to C-profiles (catalogue cable clamps)



$$q \times B = P_{\max} = 2,5 \text{ kN}$$



Vertical ladders

ST 82 vertical ladder, heavy building class / heavy-duty

Beams and rungs are delivered not mounted including screws and nuts. External dimension = B + 42 mm



article number	B mm	L mm	P _{max} kN	G kg
F				
ST 82-02F	200	6000	5,0	85,50

accessories included:
 10 x **STISD 02F** rung (page E21)
 2 x **KHI 60F** bracket support, type KT (page F39)

article number	B mm	L mm	P _{max} kN	G kg
F				
ST 82-03F	300	6000	5,0	88,00

accessories included:
 10 x **STISD 03F** rung (page E21)
 2 x **KHI 60F** bracket support, type KT (page F39)

article number	B mm	L mm	P _{max} kN	G kg
F				
ST 82-04F	400	6000	5,0	91,50

accessories included:
 10 x **STISD 04F** rung (page E21)
 2 x **KHI 60F** bracket support, type KT (page F39)

article number	B mm	L mm	P _{max} kN	G kg
F				
ST 82-05F	500	6000	5,0	94,50

accessories included:
 10 x **STISD 05F** rung (page E21)
 2 x **KHI 60F** bracket support, type KT (page F39)

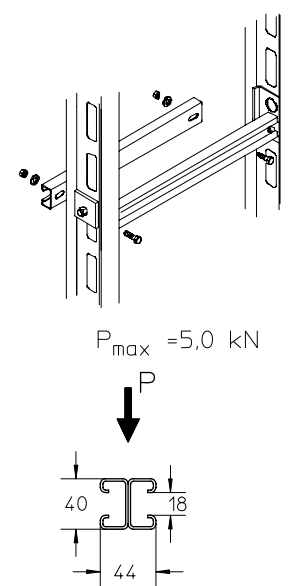
article number	B mm	L mm	P _{max} kN	G kg
F				
ST 82-06F	600	6000	5,0	97,50

accessories included:
 10 x **STISD 06F** rung (page E21)
 2 x **KHI 60F** bracket support, type KT (page F39)

article number	B mm	L mm	P _{max} kN	G kg
F				
ST 82-07F	700	6000	5,0	100,50

accessories included:
 10 x **STISD 07F** rung (page E21)
 2 x **KHI 60F** bracket support, type KT (page F39)

accessories optional:
STIS rung (page E21)
STISD rung (page E21)
SI protection end cap, yellow (page F46)
HKI support connector (page E22, F43)
BGI head plate, profile I80 (page E22, F41)
BGIQ head plate, profile I80 (page E23, F42)
BL 7 corner angle (page E23, F45)
AC cable clamp for fastening to C-profiles (catalogue cable clamps)



Vertical ladders

ST 82 vertical ladder, heavy building class / heavy-duty

Beams and rungs are delivered not mounted including screws and nuts. External dimension = B + 42 mm



article number	B mm	L mm	P _{max} kN	G kg
F				
ST 82-08F	800	6000	5,0	103,50

accessories included:
 10 x **STISD 08F** rung (page E21)
 2 x **KHI 60F** bracket support, type KT (page F39)

article number	B mm	L mm	P _{max} kN	G kg
F				
ST 82-09F	900	6000	5,0	106,50

accessories included:
 10 x **STISD 09F** rung (page E21)
 2 x **KHI 60F** bracket support, type KT (page F39)

article number	B mm	L mm	P _{max} kN	G kg
F				
ST 82-10F	1000	6000	5,0	109,50

accessories included:
 10 x **STISD 10F** rung (page E21)
 2 x **KHI 60F** bracket support, type KT (page F39)

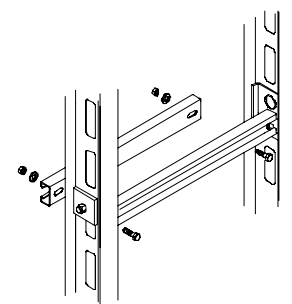
article number	B mm	L mm	P _{max} kN	G kg
F				
ST 82-11F	1100	6000	5,0	112,50

accessories included:
 10 x **STISD 11F** rung (page E21)
 2 x **KHI 60F** bracket support, type KT (page F39)

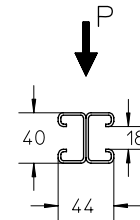
article number	B mm	L mm	P _{max} kN	G kg
F				
ST 82-12F	1200	6000	5,0	115,50

accessories included:
 10 x **STISD 12F** rung (page E21)
 2 x **KHI 60F** bracket support, type KT (page F39)

accessories optional:
STIS rung (page E21)
STISD rung (page E21)
SI protection end cap, yellow (page F46)
HKI support connector (page E22, F43)
BGI head plate, profile I80 (page E22, F41)
BGIQ head plate, profile I80 (page E23, F42)
BL 7 corner angle (page E23, F45)
AC cable clamp for fastening to C-profiles (catalogue cable clamps)



$P_{max} = 5,0 \text{ kN}$

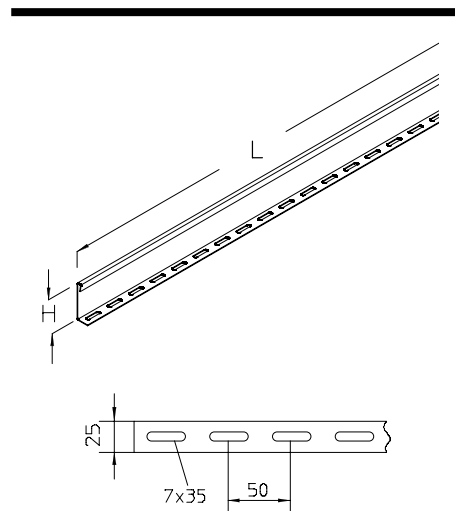


Vertical ladders

Accessories of STU 50

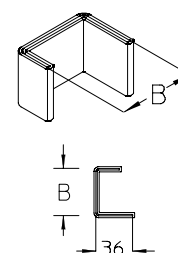
STR 50 barrier strip

article number	H mm	L mm	G kg
S			
STR 50S	33	3000	1,62
F			
STR 50F	33	3000	1,78
E			
STR 50E	33	3000	1,65



SU 50/36 protection end cap, profile U50

article number	B mm	G kg
PE		
SU 50/36	50	0,01



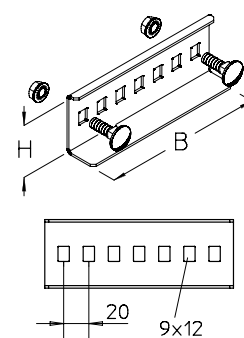
LGV 50 cable ladder coupler, height=50 mm

article number	H mm	B mm	G kg
S			
LGV 50S	50,5	150	0,18

accessories included:
2 x **KLS 8x16** fixing set (page G33)

article number	H mm	B mm	G kg
F			
LGV 50F	50,5	150	0,19
E			
LGV 50E	50,5	150	0,18

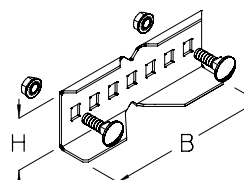
accessories included:
2 x **KLS 8x16E** fixing set (page G34)



LGVH 50 cable ladder coupler, height=50 mm

article number	H mm	B mm	G kg
S			
LGVH 50S	50,5	150	0,18

accessories included:
2 x **KLS 8x16** fixing set (page G33)



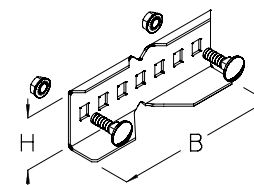
Vertical ladders

Accessories of STU 50

LGVH 50 cable ladder coupler, height=50 mm

article number	H mm	B mm	G kg
F			
LGVH 50F	50,5	150	0,19
E			
LGVH 50E	50,5	150	0,18

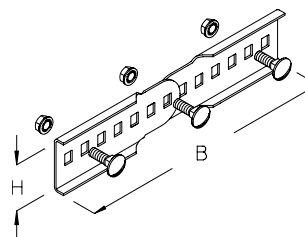
accessories included:
2 x **KLS 8x16E** fixing set (page G34)



LGVV 50 cable ladder coupler, height=50 mm

article number	H mm	B mm	G kg
S			
LGVV 50S	50,5	270	0,36

accessories included:
3 x **KLS 8x16** fixing set (page G33)



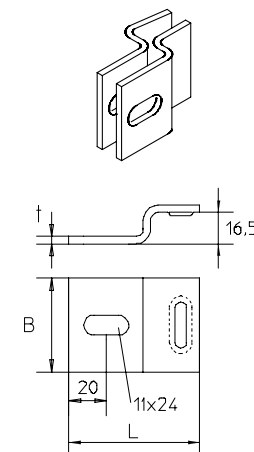
article number	H mm	B mm	G kg
F			
LGVV 50F	50,5	270	0,38
E			
LGVV 50E	50,5	270	0,36

accessories included:
3 x **KLS 8x16E** fixing set (page G34)

LH ladder support

For an application example, see the chapter assembly.

article number	B mm	L mm	t mm	G kg
F				
LH F	50	70	4	0,25



Vertical ladders

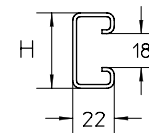
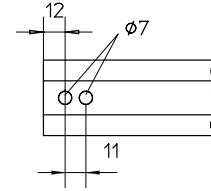
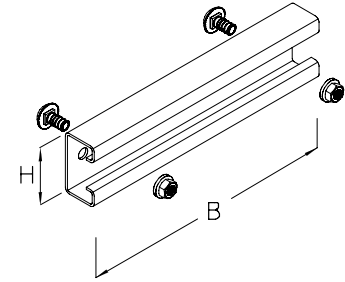
Accessories of STU 50

STLS rung

article number	H mm	B mm	G kg
S			
STLS 02S	40	203	0,24
STLS 03S	40	293	0,36
STLS 04S	40	393	0,47
STLS 05S	40	493	0,59
STLS 06S	40	593	0,70
STLS 07S	40	693	0,82
STLS 08S	40	793	0,94

accessories included:

2 x **SES 6x16** hexagon head bolt, DIN 933 (page G37)
 2 x **SEMS 6** hexagon nut, self-locking, DIN 6923 (page G41)



article number	H mm	B mm	G kg
F			
STLS 02F	40	203	0,27
STLS 03F	40	293	0,38
STLS 04F	40	393	0,50
STLS 05F	40	493	0,63
STLS 06F	40	593	0,75
STLS 07F	40	693	0,88
STLS 08F	40	793	1,00

accessories included:

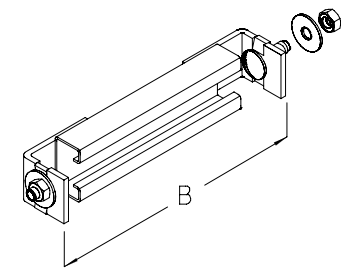
2 x **SES 6x16E** hexagon head bolt, DIN 933 (page G38)
 2 x **SEMS 6E** hexagon nut, self-locking, DIN 6923 (page G41)

STUS rung

article number	B mm	G kg
E		
STUS 02E	200	0,39
STUS 03E	300	0,51
STUS 04E	400	0,63
STUS 05E	500	0,75
STUS 06E	600	0,87
STUS 07E	700	0,99
STUS 08E	800	1,11
STUS 09E	900	1,23
STUS 10E	1000	1,80
STUS 11E	1100	2,00
STUS 12E	1200	2,20

accessories included:

2 x **FRSV 8x16E** round-head screw with short square (page G35)
 2 x **US 8x25E** square washer, DIN 9021 (page G40)
 2 x **SES 8x16E** hexagon head bolt, DIN 933 (page G38)
 2 x **US 8x17E** square washer, DIN 125 (page G40)
 4 x **SEM 8E** hexagon-nut, DIN 934 (page G41)



Vertical ladders

Accessories of STU 50

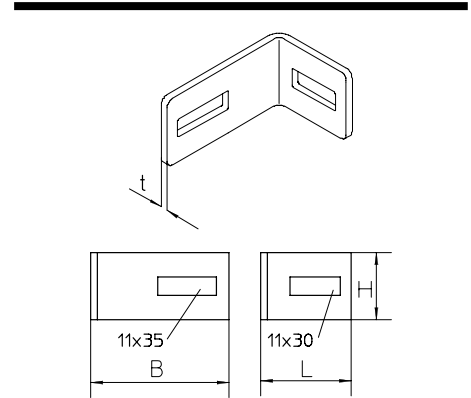
BL 4 corner angle, profile U50/ U60/ U100

This article is also available made in stainless steel finish, material No. 1.4571 / 1.4404 (V4A).
For an application example, see the chapter assembly.

article number	H mm	B mm	L mm	t mm	G kg
F					
BL 4F	40	82,5	54	4	0,15
E					
BL 4E	40	82,5	54	4	0,15

accessories optional:

SD expansion anchor (page G12)
KLS fixing set (page G33)



Vertical ladders

Accessories of ST 81/82

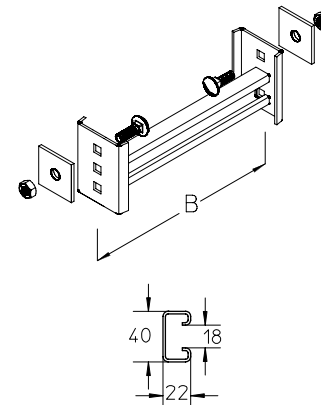
STIS rung

For an application example, see the chapter assembly.

article number	B mm	P _{max} kN	G kg
F			
STIS 02F	200	2,5	0,90
STIS 03F	300	2,5	1,10
STIS 04F	400	2,5	1,20
STIS 05F	500	2,5	1,40
STIS 06F	600	2,5	1,60
STIS 07F	700	2,5	1,70
STIS 08F	800	2,5	1,90
STIS 09F	900	2,5	2,10
STIS 10F	1000	2,5	2,20
STIS 11F	1100	2,5	2,40
STIS 12F	1200	2,5	2,50

accessories included:

2 x FRS 10x30F	round-head screw with square, DIN 603	(page G35)
2 x RUS 50-L13F	square washer	(page G42)
2 x SEM 10F	hexagon-nut, DIN 934	(page G41)

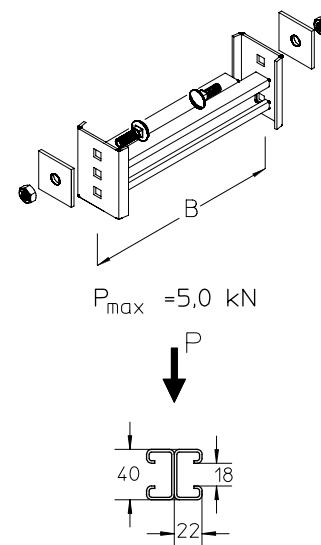


STISD rung

article number	B mm	P _{max} kN	G kg
F			
STISD 02F	200	5,0	1,20
STISD 03F	300	5,0	1,50
STISD 04F	400	5,0	1,90
STISD 05F	500	5,0	2,20
STISD 06F	600	5,0	2,50
STISD 07F	700	5,0	2,90
STISD 08F	800	5,0	3,20
STISD 09F	900	5,0	3,50
STISD 10F	1000	5,0	3,90
STISD 11F	1100	5,0	4,20
STISD 12F	1200	5,0	4,50

accessories included:

2 x FRS 10x30F	round-head screw with square, DIN 603	(page G35)
2 x SEM 10F	hexagon-nut, DIN 934	(page G41)
2 x RUS 50-L13F	square washer	(page G42)
2 x SES 8x16E	hexagon head bolt, DIN 933	(page G38)
2 x SEMS 8E	hexagon nut, self-locking, DIN 6923	(page G41)



Vertical ladders

Accessories of ST 81/82

HKI support connector

For an application example, see the chapter assembly.

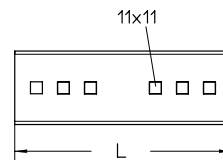
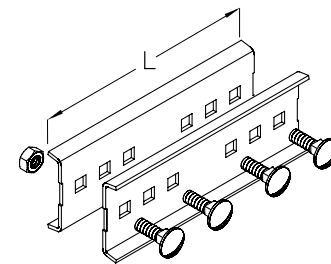
article number	L mm	G kg
F		
HKI F	200	1,00

accessories included:

4 x **FRS 10x30F** round-head screw with square, DIN 603 (page G35)
 4 x **SEM 10F** hexagon-nut, DIN 934 (page G41)

accessories optional:

SD expansion anchor (page G12)



BGI head plate, profile 180

article also available with other inclinations

For an application example, see the chapter assembly.

For assembly instructions, see the chapter assembly.

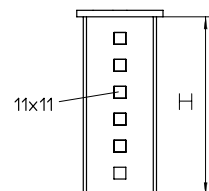
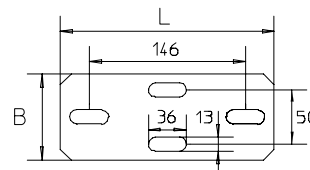
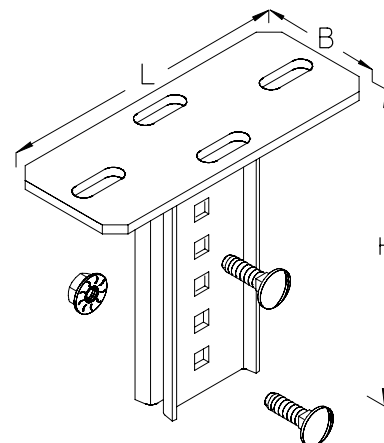
article number	H mm	B mm	L mm	G kg
F				
BGI F	165	80	200	1,40

accessories included:

2 x **FRS 10x30F** round-head screw with square, DIN 603 (page G35)
 2 x **SEM 10F** hexagon-nut, DIN 934 (page G41)

accessories optional:

SD expansion anchor (page G12)



Vertical ladders

Accessories of ST 81/82

BGIQ head plate, profile I80

For an application example, see the chapter assembly.

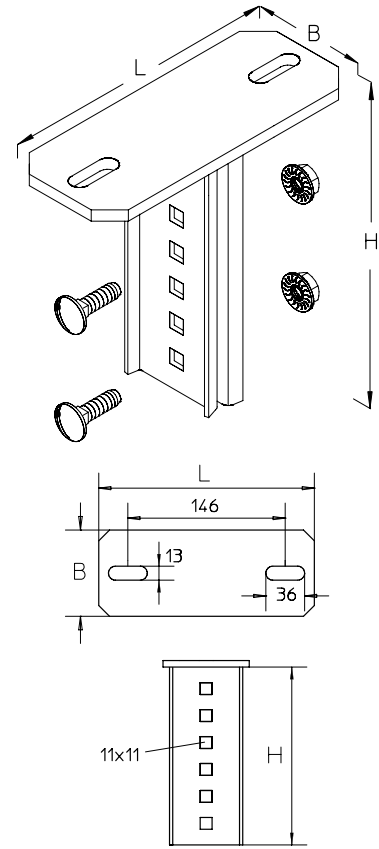
article number	H mm	B mm	L mm	G kg
F				
BGIQ F	165	80	200	1,40

accessories included:

2 x **FRS 10x30F** round-head screw with square, DIN 603 (page G35)
 2 x **SEM 10F** hexagon-nut, DIN 934 (page G41)

accessories optional:

SD expansion anchor (page G12)



BL 7 corner angle

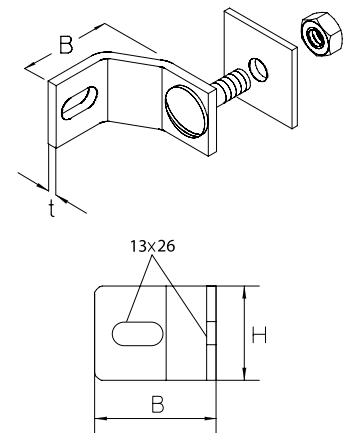
article number	H mm	B mm	t mm	G kg
F				
BL 7F	50	65	5	0,30

accessories included:

1 x **FRS 12x30F** round-head screw with square, DIN 603 (page G35)
 1 x **SEM 12F** hexagon-nut, DIN 934 (page G41)
 1 x **RUS 50-L13F** square washer (page G42)

accessories optional:

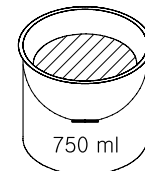
SD expansion anchor (page G12)



KZF cold zinc paint

For assembly instructions, see the chapter assembly.

article number	I ml	G kg
KZF	750	1,93



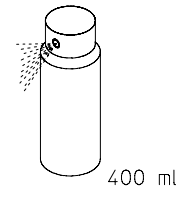
Vertical ladders


Accessories of ST 81/82

KZS cold zinc spray

For assembly instructions, see the chapter assembly.

article number	l ml	G kg
KZS	400	0,40





E